

Concord
by **SYLVANIA**



C O N C O R D E Q U I N O X

THE NEW VISION OF
DOWNLIGHT

The beauty of **light**

EDITORIAL



Sylvania's Research & Development, design, production and marketing teams have worked tirelessly to create Concord Equinox, an extraordinary luminaire that brings innovation and style to the downlight range of lights available on the market.

The ability to minimise dark ceilings, entirely changing the ambience of a room whilst beautifully downlighting the space, is unique to the



technology and is a game-changer for the industry.

This ultra-low glare, space-enhancing product can be used in two positions. The non-extended position creates a minimalistic edge of light, while the extended position creates a sense of additional space. In both instances, the very high purity and clarity of the optics means that the light source virtually disappears into a ceiling installation.

"The beauty of light" is what inspired Sylvania to create Concord Equinox, an innovative lighting solution with elegant design and beautiful light effect.

Agnieszka Paprocka
Senior Product Line Manager EMEA

CONTENTS

A new way of approaching architectural lighting

P 04 INSPIRATIONAL HALO EFFECTS

P 06 STRUCTURING AND EMBELLISHING SPACES

P 08 CONCORD EQUINOX CHANGES PERSPECTIVES ON LIGHTING

Technological prowess

P 10 THE ORIGINS OF THE PROJECT

P 12 A UNIQUE AND INNOVATIVE SOLUTION

P 14 AN EXCEPTIONAL PRODUCT OF SYLVANIA'S KNOW-HOW

Progressive technology

P 16 SYLSMART STANDALONE

Technical features

P 18 CONCORD EQUINOX

Sylvania is an expert in professional and architectural lighting. We design, manufacture and promote interior and exterior luminaires, along with lighting management systems and various services for implementing your projects from A to Z.

Our core priorities are: the quality of the light, the comfort and wellbeing of our customers, energy efficiency, sustainable development and productivity. Lighting is the centre of our lives!

A NEW WAY OF APPROACHING ARCHITECTURAL LIGHTING

In many aspects Concord Equinox is shaking up the understanding of a downlight, all while ensuring perfect lighting quality.


Concord Equinox is an elegant and innovative luminaire designed using the latest optical technology. It is a high quality and efficient lighting solution for office, hospitality, and retail environments.

This unique range redefines the current genre of LED downlights, offering an ultra-modern and stylish look to any space. The beautiful luminaire offers trim and trimless design options, low glare of $UGR < 19$, high efficiency of up to 125lm/W with CRI90 LED chips for excellent colour rendering.

The ability to minimise dark ceilings, entirely changing the ambience of a room, whilst beautifully illuminating the space, is unique to Equinox and is a game-changer for the lighting industry.



Structuring and embellishing spaces



Depending on the atmosphere you want, there are two possible settings that contribute to the unique rendering.

When the optics are non-extended, Concord Equinox has a more discreet appearance and creates a halo closer to the luminaire on the ceiling, embracing it and creating reference points for bringing the space to life.

When the optics are extended, the lit section of Concord Equinox gives the impression of being suspended a few centimeters from the ceiling. The halo projected onto the ceiling stretches from the luminaire like a shadow, reinforcing the idea of levitation.



Concord Equinox changes perspectives on lighting

With its innovative design, Concord Equinox provides more than just lighting. It enables users to structure the space and create emotion.


BEAUTY OF LIGHT

Comfort, design and emotion are core to the DNA of the "Beauty of light". Concord by Sylvania combines premium lighting quality and elegance.




TECHNOLOGICAL PROWESS

The origins of the project

The optics developed by  and initially used for linear luminaires gave Sylvania's Research and Development team the idea of adapting this technology to a downlight-type luminaire.

This technical prowess and design were subsequently adapted to a circular luminaire and enabled Sylvania to witness the incredible potential of this solution, all while delivering premium lighting quality.

 and Concord by Sylvania have an exclusive partnership for this project.

The Equinox optics

The vertical section that forms the optics acts as a mixing chamber and creates a light pathway. Its job is to guide the flux from the LED to the edges of the optics. The latter enables an equal diffusion of lighting towards the floor and the ceiling (halo).

Focus on optics

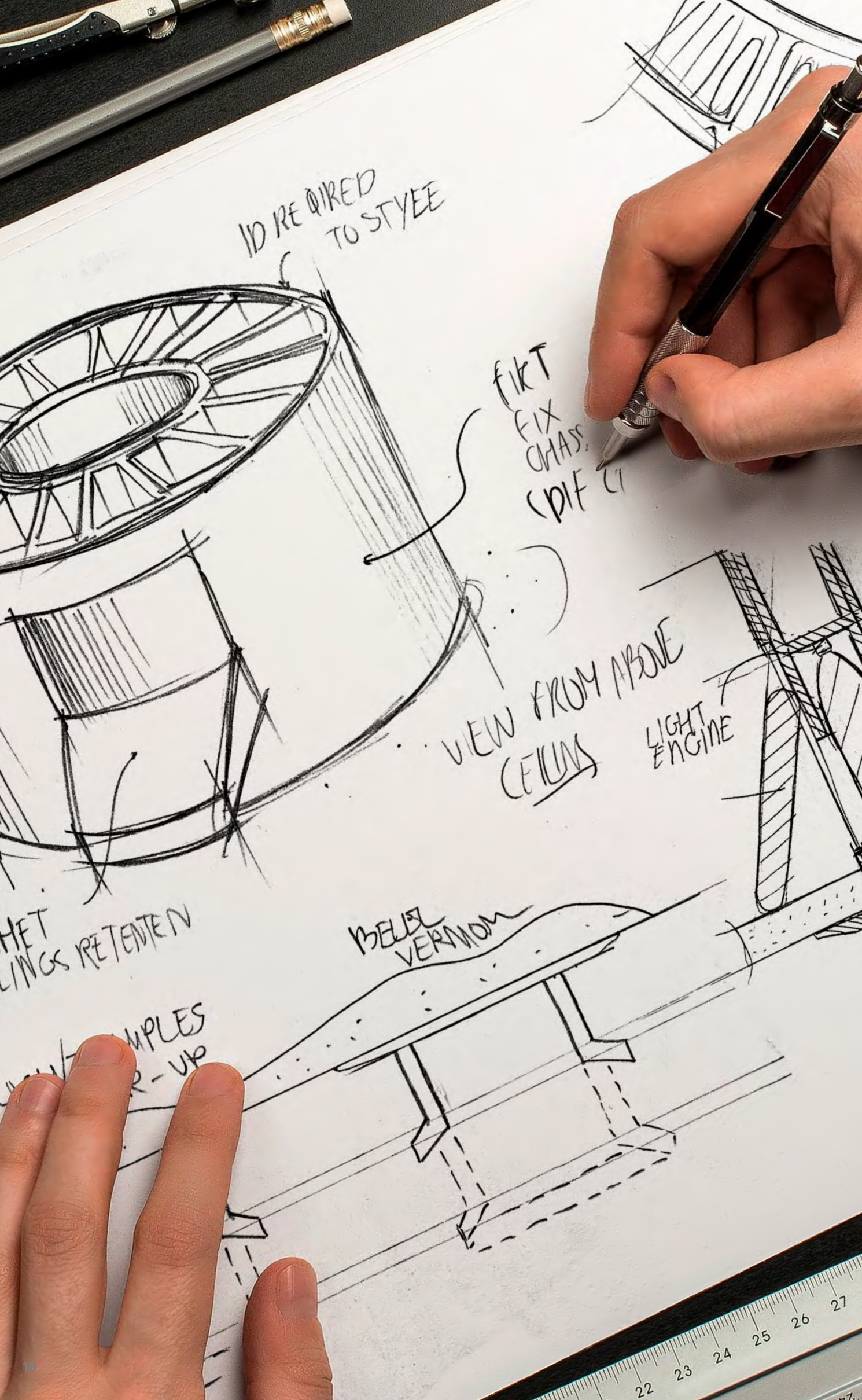


LED


Halo of light aimed at the ceiling

Mixing chamber

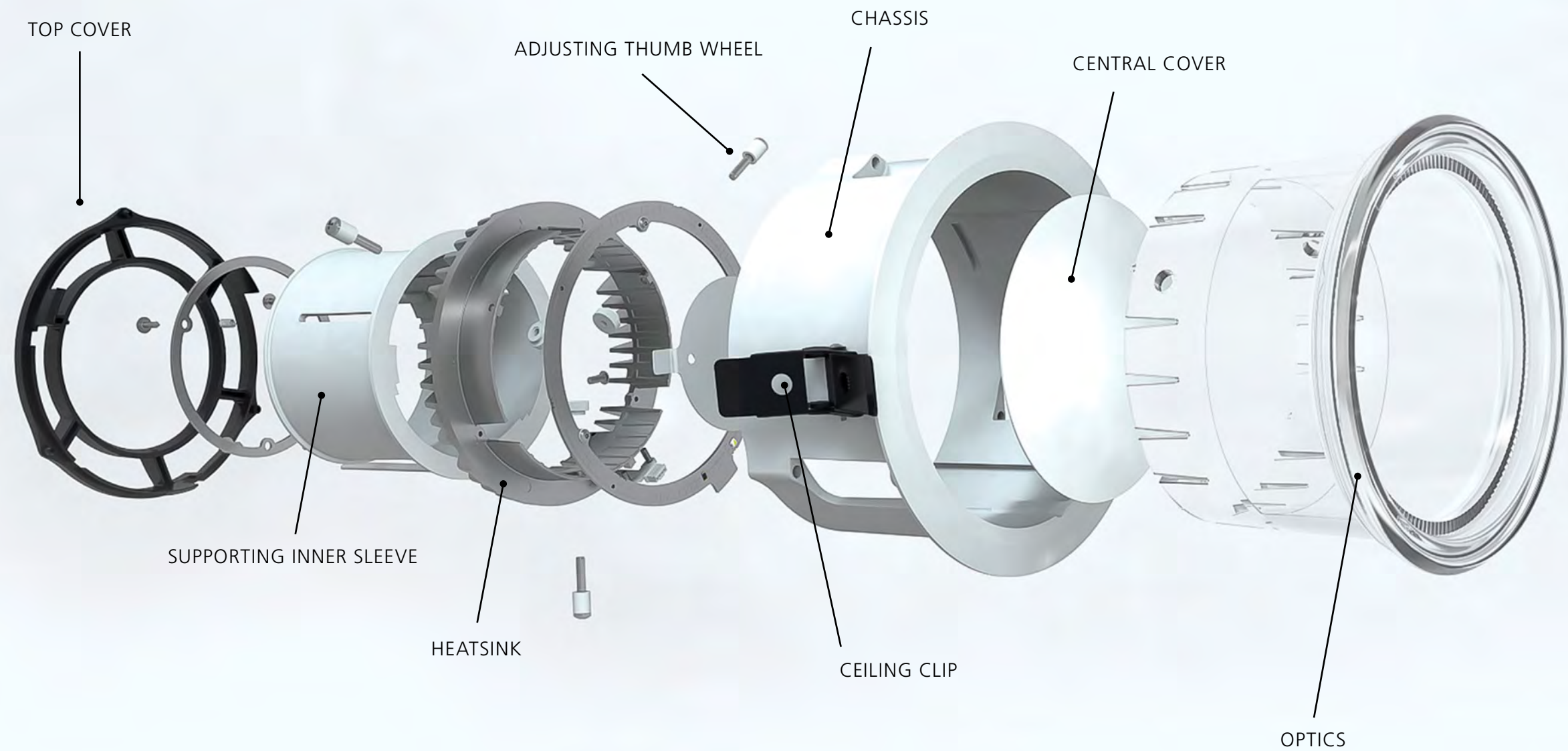
Lighting aimed at the floor



A unique and innovative solution

Using  A Brighter Idea™ award-winning system of light refraction, Equinox provides functional downlighting with simultaneous upper lighting. The halo effect can be regulated with a unique adjustable optic system which helps to create the desirable lighting effect.

The entire body of the luminaire has a durable design, developed to be perfectly integrated into all types of ceilings or formwork. The setting of the optics can be adjusted with the aid of thumb wheels.



An exceptional product of Sylvania know-how



Concord Equinox benefits from the know-how of the Sylvania team and throughout production has met the necessary requirements.

Personalisation

Although the standard design is available in white and black, the factory can also produce any other RAL colour on request.

Quality control

At each stage, the production chain integrates quality controls and certification. LDT and IES files, TM-30-15 reports and photometry are created on site.

ZOOM IN ON OUR NEWHAVEN (UNITED KINGDOM) FACTORY

Concord Equinox is manufactured in the United Kingdom Sylvania factory, which ensures uncompromising quality and customisations possibilities. Over an area of 5000 m², the Sylvania factory in Newhaven produces various luminaire ranges: downlights, spotlights, projectors and rails, continuous lines and suspensions, industrial fittings and more. In total, the factory contains 22 manufacturing cells. It also houses the international Sylvania Research & Development department.



Assembly

Alongside our assembly lines at the Newhaven factory, we have the capacity to assemble LED boards at variable sizes on our fully automated machines.



Customisation

Our expertise enables us to respond to various configurations by adapting customised luminaires. Making use of an existing product such as the Concord Equinox downlight, or even by just starting from a blank piece of paper.

Throughout your projects our experts are here to advise and enhance your experience.

PROGRESSIVE TECHNOLOGY

Concord Equinox combines comfort and aesthetics. As a complement to its various design and technological assets, its performances can be optimised by opting for a LumiNature version and/or with the smart SylSmart Standalone management system. These versions will ensure additional comfort and optimised monitoring for users.



SylSmart
Standalone

THE RIGHT LIGHT, IN THE RIGHT PLACE, AT THE RIGHT TIME

SylSmart Standalone is a smart management system which enables personalised settings, and full flexibility that's 100% programmable, thanks to the dedicated smartphone application.

All you need to do is connect the luminaires and (optional) sensors to the electrical network. Moreover, with each luminaire operating independently, the integrity of the network is maintained.

FLEXIBILITY

The independent SylSmart Standalone system enables you to easily tailor your lighting to the needs of your space and create dynamic scenes and animations with the aid of your smartphone.

The colour temperature and intensity can be adjusted to create the right atmosphere, whatever time of day it is. The result: accurate and flexible scenery adjustment, just by pressing a button.

WIRELESS TECHNOLOGY

Wireless, plug and play*, the result is maximum monitoring with minimal installation.



Optimised lighting

A high-quality light
that's fully adapted and automated:
the right amount of light at the right time



Quick & versatile installation

Intuitive, easy-to-use application
No additional wiring



Easier maintenance

Ability to adapt to changes in layout



Safety - Durability - Upgradability

Protected network and upgradable software
No single point of failure Qualified Bluetooth Mesh network

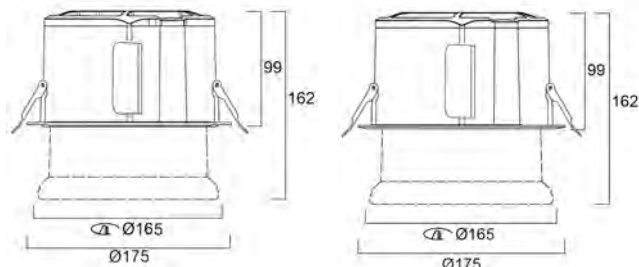
TECHNICAL FEATURES

Concord Equinox

- A range of architectural downlights for the high-end specification market
- Using award-winning QuarkStar system of light refraction
- Creating an inspirational halo effect, regulated by a unique adjustable optic system which can be positioned freely on the luminaire to choose the best angle for light creation
- Available in 3000K and 4000K
- High colour rendering of CRI90
- High efficiency throughout the range with up to 125lm/W system efficacy and 100Khrs (L70B50) lifespan
- Lumen output up to 2500lm
- Low glare (UGR<19) with comfortable ambient light
- Comes with switch dim DALI drivers with loop in loop out function and SylSmart SSC version
- Two finishes - Traffic White RAL9016 or Jet Black RAL9005
- Comes with bezel/trim version or trimless version for installation in plaster ceilings
- Can be used with emergency kits 0046600 and 0046601
- SDCM ≤3
- Photobiological risk group: RG1

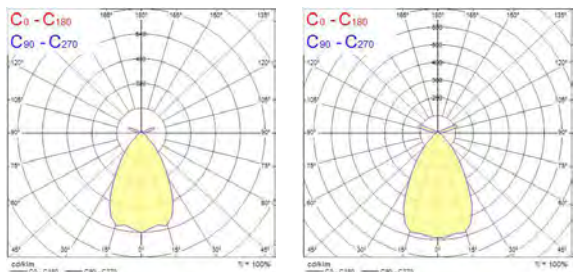
Code	Designation	Finish	Power	Luminous flux (lm)	Efficiency (lm/W)	Colour temperature (K)	CRI	UGR (optics in use)	Monitoring	Lifespan (L80B20)	Warranty
2059948	EQUINOX 165 20 W 2300 lm 930 DALI White	White (RAL9016)	20	2300	115	3 000	90	<19	DALI	114.000h	5 years
2059949	EQUINOX 165 20 W 2500 lm 940 DALI White	White (RAL9016)	20	2500	125	4 000	90	<19	DALI	114.000h	5 years
2059954	EQUINOX 165 20 W 2300 lm TL 930 DALI White	White (RAL9016)	20	2300	115	3 000	90	<19	DALI	114.000h	5 years
2059955	EQUINOX 165 20 W 2500 lm TL 940 DALI White	White (RAL9016)	20	2500	125	4 000	90	<19	DALI	114.000h	5 years
2059936	EQUINOX 165 20 W 2300 lm 930 SSC White	White (RAL9016)	20	2300	115	3 000	90	<19	SylSmart SSC	114.000h	5 years
2059937	EQUINOX 165 20 W 2500 lm 940 SSC White	White (RAL9016)	20	2500	125	4 000	90	<19	SylSmart SSC	114.000h	5 years
2059938	EQUINOX 165 20 W 2300 lm TL 930 SSC White	White (RAL9016)	20	2300	115	3 000	90	<19	SylSmart SSC	114.000h	5 years
2059939	EQUINOX 165 20 W 2500 lm TL 940 SSC White	White (RAL9016)	20	2500	125	4 000	90	<19	SylSmart SSC	114.000h	5 years
2060588	EQUINOX 165 20 W 2100 lm 930 DALI Black	Black (RAL9004)	20	2100	105	3 000	90	<19	DALI	114.000h	5 years
2060589	EQUINOX 165 20 W 2300 lm 940 DALI Black	Black (RAL9004)	20	2300	115	4 000	90	<19	DALI	114.000h	5 years
2060590	EQUINOX 165 20 W 2100 lm 930 SSC Black	Black (RAL9004)	20	2100	105	3 000	90	<19	SylSmart SSC	114.000h	5 years
2060591	EQUINOX 165 20 W 2300 lm 940 SSC Black	Black (RAL9004)	20	2300	115	4 000	90	<19	SylSmart SSC	114.000h	5 years

TL : TRIMLESS VERSIONS, WITHOUT COLLAR



TL VERSION, WITHOUT COLLAR

STANDARD VERSION, WITH COLLAR



OPTICS NOT IN USE

OPTICS IN USE



CONCORD EQUINOX

With Equinox, Concord
is entering a new age.

Feilo Sylvania

Feilo Sylvania UK, Avis Way, Newhaven,
East Sussex, BN9 0ED
+44 (0) 8004 402478
email: info.uk@sylvania-lighting.com
A Feilo Sylvania Company

PUCK/AGENCE